



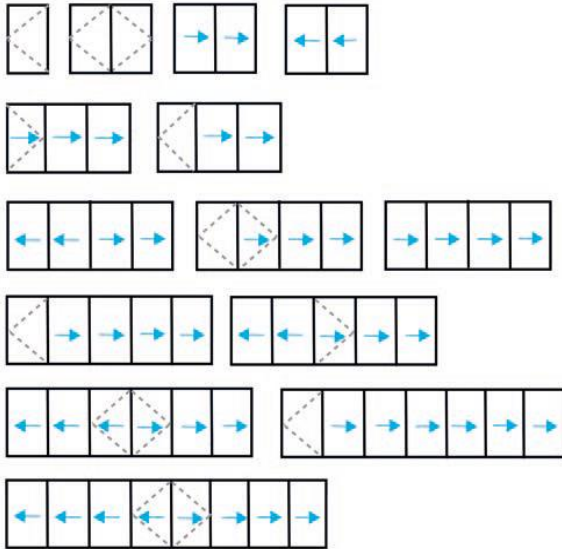
aluminium@e-t-f.co.uk

Aluminium Bi-Fold Quote Form

Name:

Reference:

Available Configurations



Design Required (outside view)

Width	Height <small>(inc cill if req'd)</small>
Please indicate sliding/folding doors using an arrow and opening doors using a clear dashed line as shown on available configurations, use an M to show master door if applicable	

Door Colour

Internal				External			
		White RAL 9910 Gloss				White RAL 9910 Gloss	
		Grey RAL 7016 Matt				Grey RAL 7016 Matt	
		Black RAL 9005 Matt				Black RAL 9005 Matt	
		Other please specify:				Other please specify:	

Other Options

Door	Threshold	Cill	125 Cill	175 Cill	225 Cill	Handle Colour		Access Required
Open In	Standard 48mm	No Cill	150 Cill			White	Satin	Internal
Open Out	Low 20mm	150 Cill	225 Cill			Black	Chrome	External

<input type="checkbox"/> Glazing	<input type="checkbox"/> Un-Glazed	<input type="checkbox"/> Low-E, Toughened	<input type="checkbox"/> Other (specify)
----------------------------------	------------------------------------	---	--

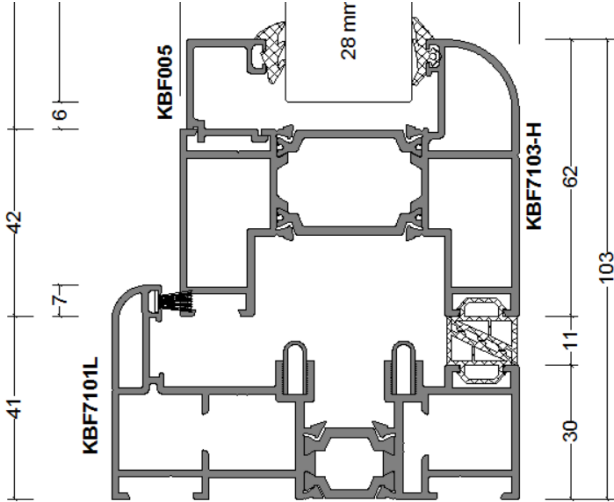
Additional Information

Please see reverse for threshold schematics.	Signed:
	Date:

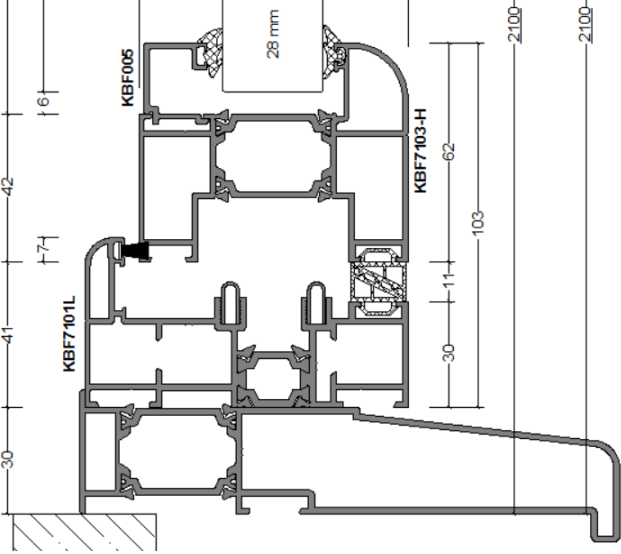
Thank you to our customers

Inresnoid Schematic Drawings

Standard Threshold - No Cill



Standard Threshold - With Cill



Low Threshold - No Cill (cill not available with this option)

