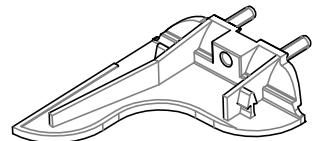


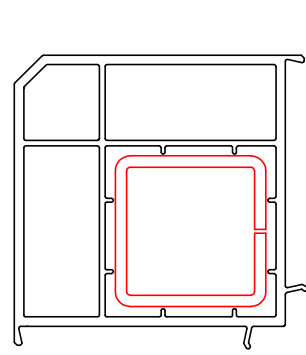
Casement Horn Cover Moulding
109549 LH/RH



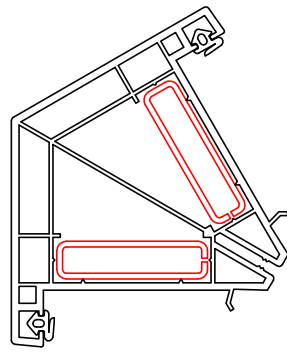
Casement Horn Base Moulding
109539 LH/RH

casement horns

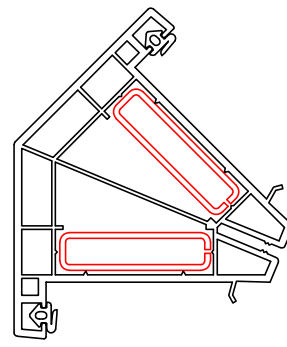
bay poles



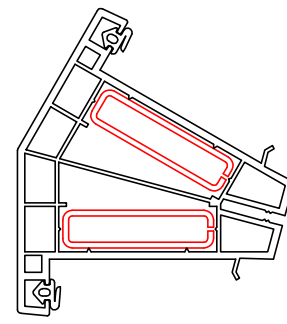
90deg Corner post 116200
Steel reinforcement 113128
adjustment nut 141444
LOAD BEARING



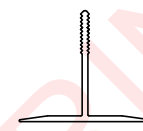
120° corner post 116016
reinforcement 113028
gasket 112003



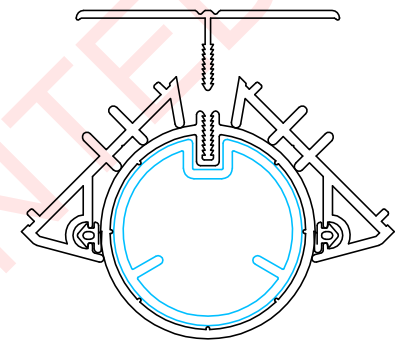
135° corner post 116015
reinforcement 113028
gasket 112003



150° corner post 116017
reinforcement 113028
gasket 112003



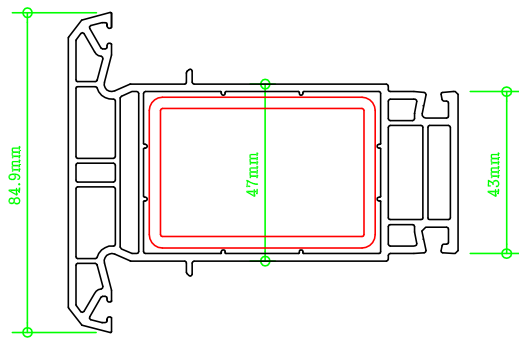
T piece for fixed angle
bay poles 116033



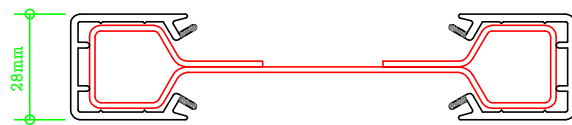
Bay pole cover 116047
Aluminium bay pole 104157
Bay pole shoe 116049
Gasket 112003
Cover piece 116048
adjustment nut 141437.2
LOAD BEARING

System:	Matrix FS
Section:	07
Page:	00:04
Date:	Jan 2010
Revision:	00:02

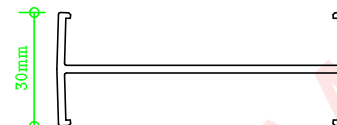
23/02/2012



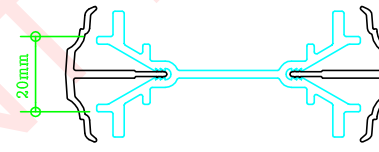
Coupling profile 116.202
Steel reinforcement 113.011
adjustment nut 141.439



dogbone coupling covers 113112
116012



small H coupling 116058



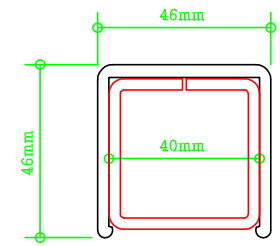
cover profile 116060
aluminium reinforcement 104210



coupling 116030

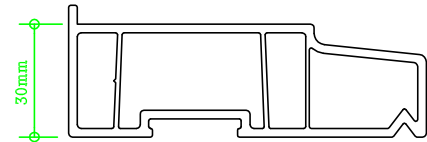


coupling 116005

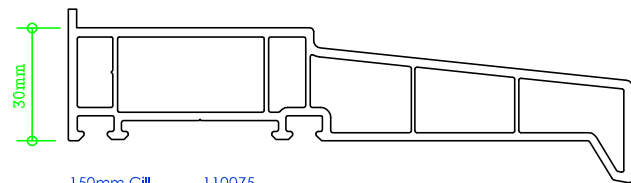


cover profile 109195
Steel reinforcement 113128

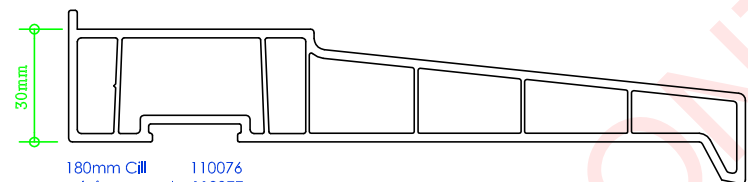
couplers



95mm Cill reinforcement end cap 110074
113377
109074

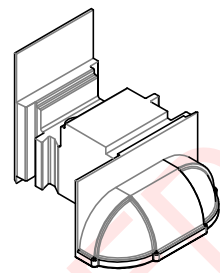


150mm Cill reinforcement 110075
113317
113245
Straight Cill joint 109085
135° Cill joint 109084
90° Cill joint 109089
end cap 109075



180mm Cill reinforcement end cap 110076
113377
109090

False mullion cap

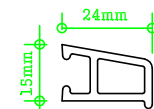


False Mullion End Cap Moulding
109525 LH/RH
(for 102245)

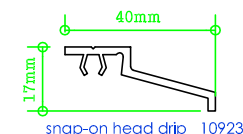
drips & beads



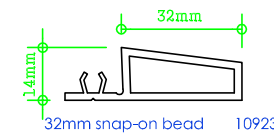
Eurogroove Infill 109045



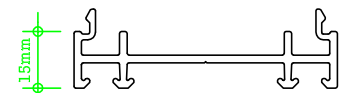
drip mould end cap 109122
109141



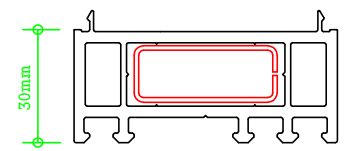
snap-on head drip 109230



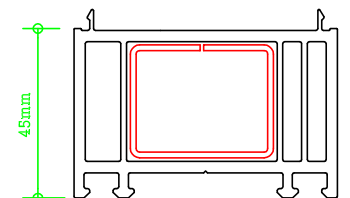
32mm snap-on bead 109231



15mm frame extension 114037



30mm frame extension 114014
Reinforcement 113073

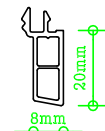


45mm frame extension 114202
Reinforcement 113271

frame extensions

cills

cill extensions



cill frame extension 110104

